



Matthias Kühle-Weidemeier (Herausgeber)  
**EU Waste Management 2010**  
European waste management in the view of the waste  
framework directive

Matthias Kühle-Weidemeier (ed.)

**EU Waste Management  
2010**

European waste management in the view of the  
waste framework directive

Proceedings

Cologne, 8<sup>th</sup> – 9<sup>th</sup> of June 2010

Organiser  
**wasteconsult**  
INTERNATIONAL

Gold Sponsor  
**E**COENERGY  
Environment & Energy

Cuvillier Verlag

<https://cuvillier.de/de/shop/publications/767>

Copyright:

Cuvillier Verlag, Inhaberin Annette Jentsch-Cuvillier, Nonnenstieg 8, 37075 Göttingen,  
Germany

Telefon: +49 (0)551 54724-0, E-Mail: [info@cuvillier.de](mailto:info@cuvillier.de), Website: <https://cuvillier.de>

## 2.2 Important definitions on material reach

For a proper description of the reach of materials (remaining time of availability), some terms need to be defined to avoid misunderstandings due to a different use of these terms in colloquial language. Definitions are according to BARTHEL (1999). These definitions are applied in chapter 2.3 and 2.4 of this article.

**Reserve:** Those known raw material sources (e.g. ore) that can be economically produced under current market price conditions.

**Resource:** Proven (natural) material sources where production effort is too high for an economical material production. When the market price increases or cheaper production technologies are developed, resources can become reserves.

**Static reach:** Time that reserves last (reach of reserves) at a constant production rate

Reach data in chapter 2.3 and 2.4 is based on a constant production rate. An increase of the production rate would shorten the reach.

## 2.3 Reach of fossil fuels and Uranium

The reach of the non renewable energy resources is important to consider in long term waste management concepts as it will influence the value of refuse derived fuels (RDF) and recovered plastics because oil is the basic raw material for plastics. Oil reserves just last 42 years even under constant production.

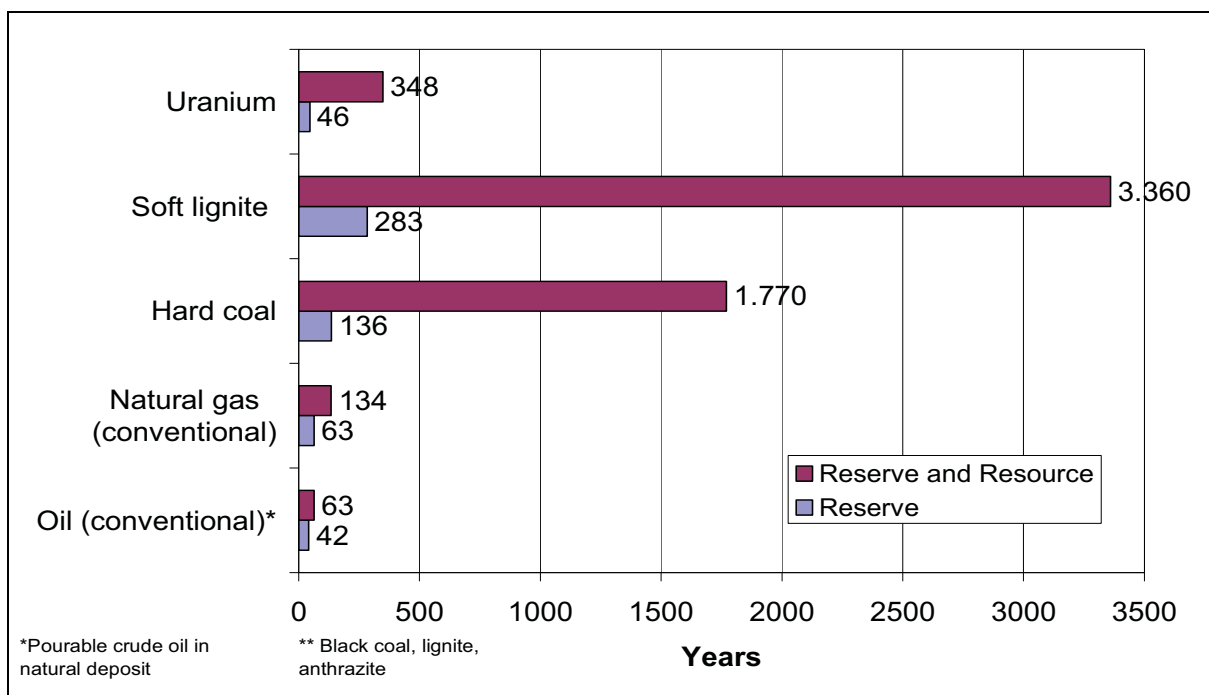


Figure 4: Reach of energy raw materials (data source: BGR 2007)

## 2.4 Reach of metals and minerals

The reach of metallic and mineral raw materials is not as present as fossil fuels in the public discussion although the reach of many of those irreplaceable materials is even shorter than the reach of oil.

Besides materials that are used for the production of goods, the reach of Phosphate, that is essential for the industrial agriculture and hence for the alimentation of the rapidly growing earth population is only 122 years (BARDT 2008).

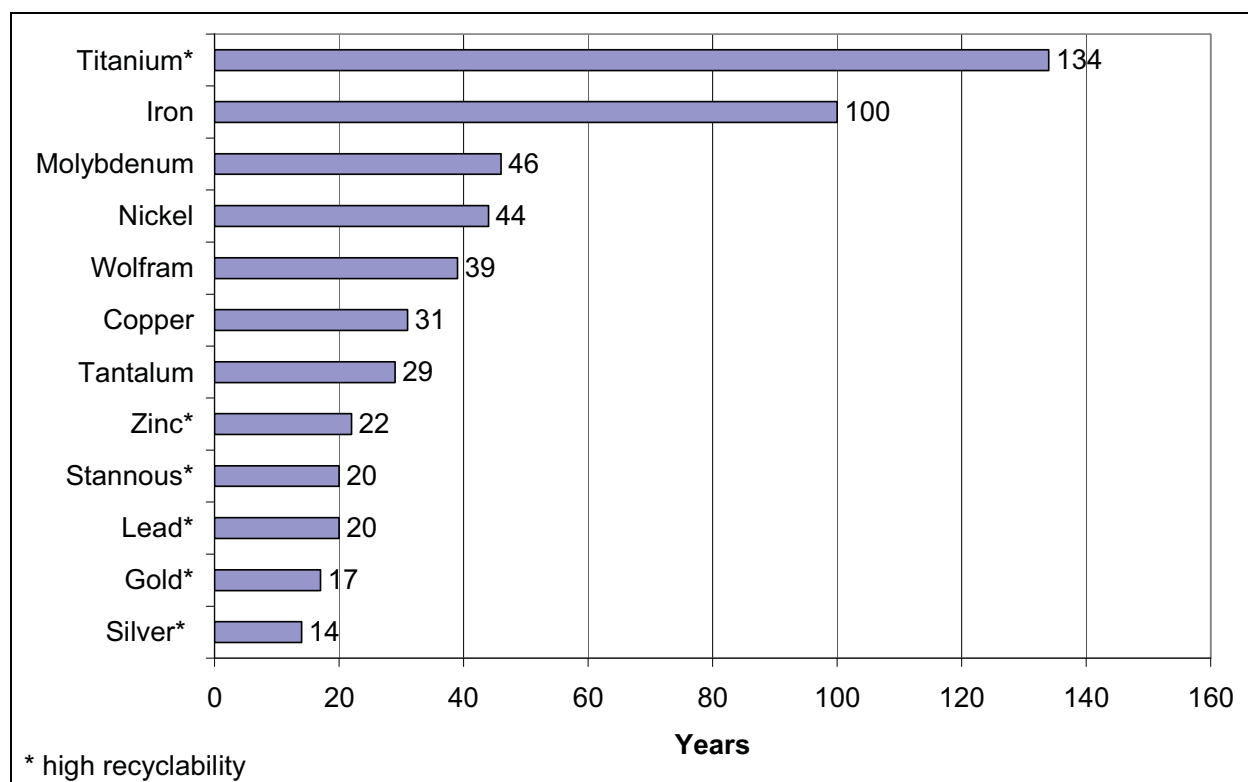


Figure 5: Reach of metallic reserves (DATA SOURCE: BARDT 2008)

The institute of German economy (Institut für Wirtschaft, IW) in Cologne (Köln) published a raw material supply risk list of materials that have a reach of less than 30 years. In spite of their short reach, gold, silver, zinc, stannous and lead do not appear in this list because of their high recyclability. The supply with chrome, molybdenum, columbium (niobium) and metals from the platinum group is classified as very critical in the list. This considers not just the reach but also the situation, that the supply with those metals depends on only 3 countries and 3 companies (BARDT, 2008).

The situation in metal supply is reflected by price development for metallic raw materials that increased by 235% from 2005 to 2008. The price increase of iron ore and steel scrap was even 385% (BARDT 2008). The current massive price drop can be assumed as a temporary event.

## 2.5 Price development of secondary raw materials

The prices of plastic reclaim (re-granulate) increased significantly in the last years too (50-100% from summer 2003 to summer 2008). With the beginning economical crisis in the second term of 2008 massively declined. This endangers the recycling industry seriously.

The situation of trading prices for used paper is similar:

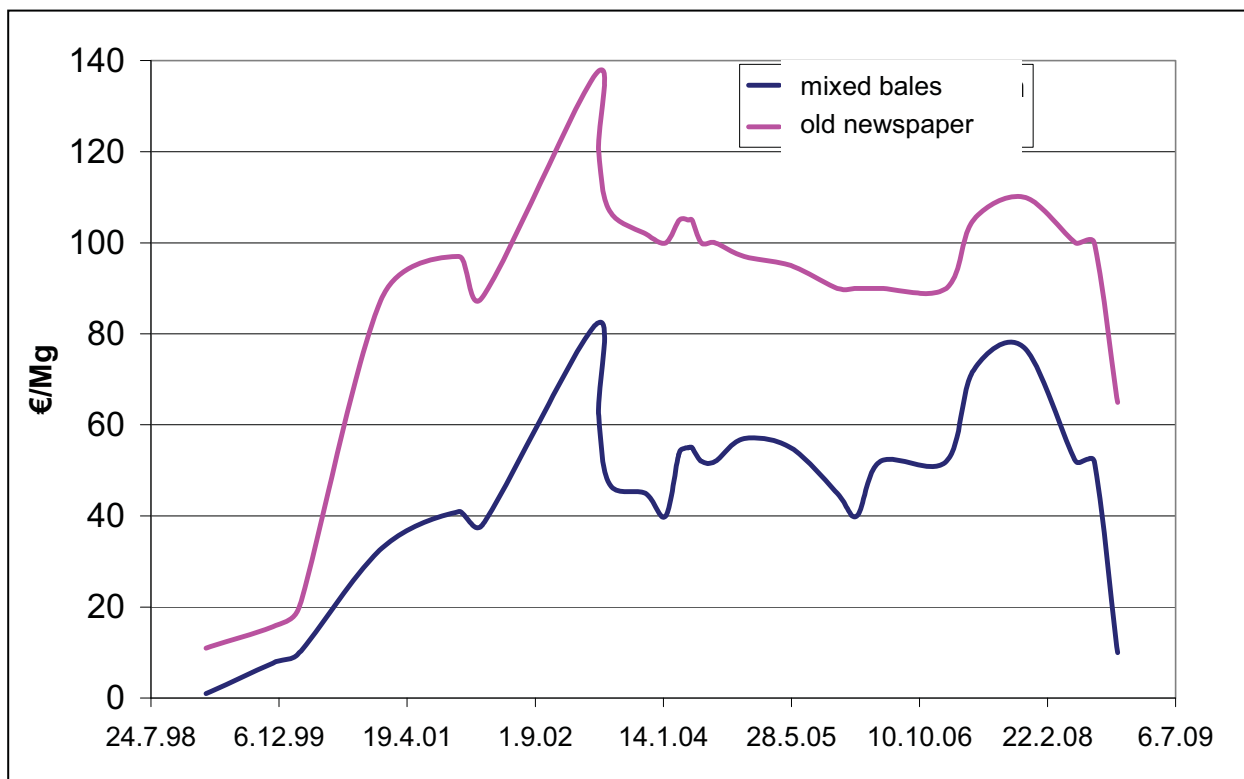


Figure 6: Prices of 2 used paper qualities (data: numerous issues of EUWID Recycling und Entsorgung)

## 2.6 Reduction of CO<sub>2</sub>- emissions by recycling

Recycling is important for climate protection too. By order of INTERSEROH, a German recycling company, Fraunhofer-Institute UMSICHT compared CO<sub>2</sub>-emissions caused by the production of primary and secondary materials.

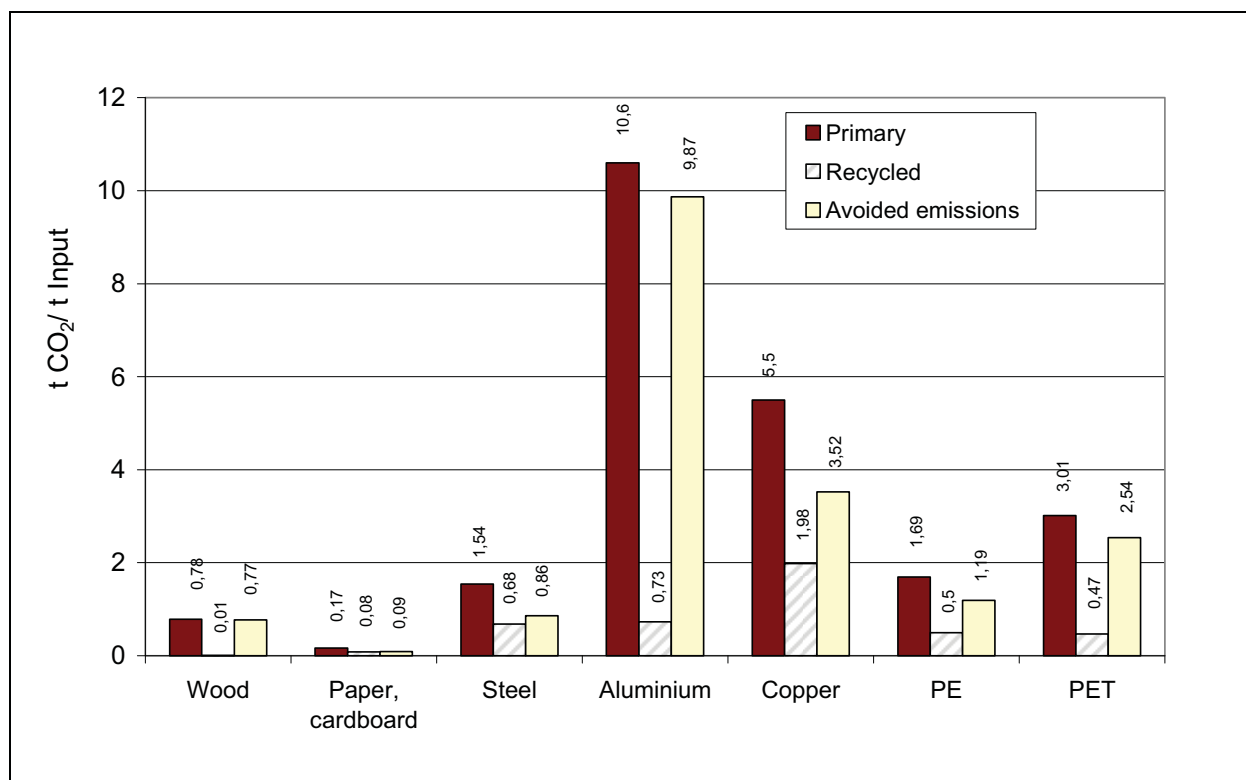


Figure 7: CO<sub>2</sub>-emissions by primary and secondary material production and avoided emissions by recycling (data: Interseroh, Umsicht, 2008)

Figure 7 shows that recycling saves an enormous amount of CO<sub>2</sub> emissions and thus energy. For example, copper recycling saves 36%, steel recycling 56%, PE recycling 70%, PET recycling 85% and aluminium recycling even 95% compared to primary material production.

The calculated emissions of the recycling process consider collection, transport and the recycling process itself. Considered transport distances to the recycling facilities are based on the true situation. In case of PET this is the transport to south east Asia. It has to be mentioned, that plastics, paper and wood are only feasible for a small number of recycling cycles. Paper fibres can be re-used 5 - 7 times.

### 3 Feasibility of waste treatment technologies for the requirements of sustainable waste management

#### 3.1 Treatment of residual waste in Germany

Landfilling of non inert waste is not permitted in Germany. Packages and native organic waste are separately collected and recycled. The remaining residual waste is treated by incineration (about 80%) and about 20% mass-% by mechanical-biological treatment (KÜHLE-WEIDEMEIER, 2005).

## **3.2 Thermal waste treatment (incineration)**

### **3.2.1 „Classic“ incineration of residual waste**

Conventional waste incinerators are an approved and very reliable technology for waste treatment. If they are combined with a state of the art exhaust gas treatment system, there is not much reason to be concerned about their toxic emissions.

Depending on it's quality (leaching test) incinerator bottom ash is used as construction material (mainly for roads) or landfilled. The long term behaviour of incinerator bottom ash is subject of a controversial discussion. The main concern is that possibly a real long term stability (immobilisation of heavy metals) is possibly not given. That is why some opponents call roads constructed with incinerator bottom ash "line landfills".

A part of the exhaust gas cleaning residues is highly toxic and gets stored in subsurface hazardous waste landfills.

Ferrous metals are removed from incinerator residues by magnetic separation. These metals are heavily oxidised. Non-ferrous metals are irrecoverably lost in the bottom ash.

Another product of incineration is energy. That is why incinerators are sometimes called waste to energy plants (sounds nicer). Municipal solid waste [MSW] (with or without source separated collection) has many components with a low calorific value like water (humidity) soil and much more. Hence, the yield of energy is low. Some incinerators are badly located in areas without demand for the produced heat. In some countries the calorific value of the waste is so low that oil is needed to support the combustion process. In this case, waste to energy converts to energy to waste.

### **3.2.2 Co-generation plants for refuse derived fuel (RDF)**

Co-generation plants that are operated with (pre-treated) high calorific waste (RDF) are real power stations that can be truly called waste to energy plants. They are usually connected to industrial plants that allow using the produced heat (steam) and the electricity too.

### **3.2.3 Evaluation and future relevance for sustainable waste management**

Concerning the conservation of resources, waste incinerators are energy and resource destruction plants. Table 1 reveals how much energy is lost if only the energy represented by the calorific value is recovered.

Table 1: Calorific value and energy equivalent (cal. value + energy effort for production) of some plastic materials (Reimann 1988)

Material	Calorific value [kJ/kg]	Energy equivalent [kJ/kg]
Polyethylen (PE)	43,000	70,000
Polypropylen (PP)	44,000	73,000
Polystrol (PS)	40,000	80,000
PVC hard	18,000	53,000

Only ferrous metals can be recovered from the incineration process. Hence, in a sustainable waste and resource management concept, incineration is feasible only for the treatment of those waste components that can not be recycled or when recycling effort (e.g. energy consumption) exceeds the benefit of recycling. That has been the case with the majority of the MSW in the past. That is why incineration as an expensive but reliable technique is so widespread in Germany.

Innovations and significant cost reductions in waste processing and sensor based waste sorting has changed this situation as well as the approaching shortage of raw materials. After the current economical and raw material price crisis more and more waste components will be picked out by sorting machines. Besides the ecological benefit, this saves cost for expensive treatment like incineration and often even creates a positive income. Some waste management societies have already voluntarily installed sensor based sorting units because they it pays off. Step by step there will be less waste that will be incinerated in Germany, resulting in increasing incinerator over capacities. This development might be delayed by price dumping of incinerator operators.

### 3.3 Mechanical-biological treatment (MBT)

#### 3.3.1 Current situation

Figure 9 shows the average mass-balance of the German MBTs. The amount of material recovery in these plants is not very high. From the total of 4.9 million Mg (tons) per year 127,000 Mg ferrous metal and 9,000 Mg non ferrous metals are recycled. The vast majority (2 million Mg) of MBT output goes to energy recovery (incineration) and 1 million Mg are landfilled.